

**BLICKMAN
BUILT™**

STOOLS

Engineered for a Lifetime — Our Reputation is Stainless



FOOT STOOLS
ADJUSTABLE STOOLS
PNEUMATIC STOOLS



CHROME



Option: Handrail attachment

MODELS 1250,1251 FOOT STOOLS are constructed of chrome and have 17 weld points to enhance strength and durability. These stools feature a non-slip rubber mat and rubber tips for added comfort.

Model 1251 adds a handrail, which measures 35-3/4" from the floor.

Model No.	Part No.	Dimensions	Ship Wt. (lb) est.
1250	1021251640	11-3/8"D 14-1/4"W 9"H	8
1251 (with handrail)	1011251000	11-3/8"D 14-1/4"W 9"H, (35-3/4"HR)	10
651 (handrail only)	7900651000	35-3/4"H	4

STAINLESS



MODEL 1260SS FOOT STOOL is constructed of stainless steel and also has 17 weld points to enhance strength and durability and features a non-slip rubber mat and rubber tips for added comfort.

Model No.	Part No.	Dimensions	Ship Wt. (lb) est.
1260SS	1011260000	11-3/8"D 14-1/4"W 9"H	8




MODELS 7757MR, 7761MR (KENT) FOOT STOOLS are the industry standard. Fully-welded, stainless-steel construction. Offered in two sizes.

Add the **optional handrail to 41" height - Model 7757MR-HR.**

Model No.	Part No.	Dimensions	Ship Wt. (lb) est.
7757MR	1017757000	12"D 18"W 8"H	9
7757MR-HR	1017757100	12"D 18"W 8"H, (41"HR)	22
7761MR	1017761000	12"D 30"W 8"H	19
7761MR-HR	1017761100	12"D 30"W 8"H, (41" HR)	32

Note: HR denotes handrail.



MODEL 7763MR (DONNELLY) FOOT STOOL is our two-step version and provides a 24" x 8" top step welded to a larger base (24" x 16"). Two welded rod braces below the bottom step provide extra reinforcement. Fully-welded, stainless-steel construction.

Add the **optional handrail to 41" height - Model 7763MR-HR.**

Model No.	Part No.	Dimensions	Ship Wt. (lb) est.
7763MR	1017763000	16"D 24"W 16"H	26
7763MR-HR	1017763100	16"D 24"W 16"H, (41"HR)	39



H-Brace offers extra reinforcement.


Option: Handrail attachment.



MODEL 7764MR-HR STOOL is designed with a larger platform and two 41" high handrails for easy access and support. Bracing below the bottom step provides extra reinforcement. All components are nickel-bearing.

Model No.	Part No.	Dimensions	Ship Wt. (lb) est.
7764MR-HR	1012041096	Base-36"L 24"W 8"H Step-36"L 12"W 8"H	115

Bracing below the bottom step offers extra reinforcement.



MODEL 8762SS (EZ STACKING) STOOL provides a real storage solution, while also locking side-to-side or end-to-end to create a larger stool or platform. Rock solid and versatile. Constructed from stainless steel with rubber treading on the platform and rubber tips on the feet. Designed for surgery suites, diagnostic centers, outpatient facilities, and exam rooms.

Add the **optional dolly 8762SS-D for easy transportability.**



8762SS locked end-to-end

Model No.	Part No.	Dimensions	Ship Wt. (lb) est.
8762SS	1018762000	12"D 18"W 5-1/4"H	13
8762SS-D	1018762300	13"D 23"W 39"H	20

Option: Dolly for transport.

All Blickman foot stools (except Model 1250 and 1251) are constructed from nickel-bearing components and are SUITABLE FOR MR ENVIRONMENTS.





CHROME



1111

MODEL 1111 CHROME FOUR-LEG ADJUSTABLE EXAM STOOL is designed for smooth operation and comfort with a chrome shaft and nylon bushing that rides quietly and cleanly during height adjustment. It features a 15" diameter seat, 3" thick polyfoam padding on durable vinyl upholstery. Travels easily on 2", single-wheel, hard-rubber casters. Choose from 12 upholstery colors.

Model No.	Feature	Part No.	Height Adjustment	Ship Wt. (lb) est.
1111	round foot ring	1021111000	17-1/2" - 27-1/2"	15

Option: Locking casters in three styles — consult factory.



1113

MODEL 1113 FIVE-LEG ADJUSTABLE EXAM STOOL rests on a 24" diameter cast aluminum base. Wall Saver™ tips on the base protect against scuffmarks and offer a textured surface for foot grip. Or choose a black composite base for a more contemporary look. Sit in comfort on a 15"-diameter, vinyl upholstered seat, with 3" thick polyfoam padding. Travels easily on 2", single-wheel, hard-rubber casters. Choose from 12 upholstery colors.

Model No.	Feature	Part No.	Height Adjustment	Ship Wt. (lb) est.
1113	aluminum base	1021113000	20-1/2" - 26-1/4"	22
1113WB	backrest	1021113200	20-1/2" - 26-1/4"	25
1113BLK	black base	1021113100	20-1/2" - 26-1/4"	22
1113WB/BLK	backrest; black base	1021113300	20-1/2" - 26-1/4"	25

Options: Backrest, foot ring, locking casters in three styles — consult factory.



1113WB-BLK



STAINLESS



7745SS-C

MODEL 7745SS (CLIFTON) STAINLESS STEEL STOOL is easy to adjust by simply turning the 15" diameter seat; it's protected from inadvertent removal by a safety stop. The polished seat is recessed to accept a vinyl insert or seat pad and offers a circular heel rest and flared legs which are supported on your choice of rubber tips or 2" casters.

Model No.	Feature	Casters	Part No.	Height Adjustment	Ship Wt. (lb) est.
7745SS	recessed seat	no	1027745000	19-31"	16
7745SS-C	recessed seat	2"	1027745001	21-33"	17
7745SS-P	padded seat	no	1027745002	19-31"	16
7745SS-PC	padded seat	2"	1027745003	21-33"	17



7745SS

Option: Padded removable slip cover (MODEL 7745PAD), locking casters in three styles – consult factory.




7714-PSSC

MODEL 7714-PSS (PASSAIC) STAINLESS STEEL STOOL with a fully upholstered 14" padded vinyl seat also offers a circular heel rest and flared legs, which are supported on your choice of rubber tips or 2" casters.

Model No.	Feature	Casters	Part No.	Height Adjustment	Ship Wt. (lb) est.
7714-PSS	upholstered	no	1027714000	19-31"	16
7714-PSSC	upholstered	2"	1027714001	21-33"	17



7714-PSS



CHROME



1205

FIVE-LEG PNEUMATIC EXAM STOOLS offer smooth height adjustment with a touch of the lever on the Supra Pneumatic™ lift, or select the hands-free adjustment with 360° foot ring control. Sit in comfort on a 15"-diameter, vinyl upholstered seat cushion supported by 3" dense foam padding. The five-leg cast aluminum base with Wall Savers™ protects against scuffmarks and offers a textured surface for foot grip. Or choose a black contemporary base on **MODELS 1210BLK, 1212BLK**. Travels easily on 2", single-wheel, hard-rubber casters. Choose from 12 upholstery colors.



1206

Model No.	Feature	Part No.	Height Adjustment	Ship Wt. (lb) est.
1205	foot-operated	1041205000	18-1/2" - 23-1/2"	22
1206	foot-operated, backrest	1041206000	18-1/2" - 23-1/2"	27
1210	Supra-Pneumatic™ lift	1041210000	22" - 29"	22
1210WB	backrest	1041210200	22" - 29"	25
1210BLK	black base	1041210100	22" - 29"	22
1210WB/BLK	black base, backrest	1041210300	22" - 29"	25
1212	backrest, 17"D foot ring	1041212000	22" - 29"	29
1212BLK	above with black base	1041212100	22" - 29"	29



1210



1210WB/BLK



1212

PARTS FOR ADJUSTABLE AND PNEUMATIC CHROME STOOLS:

Model No.	Part No.	Description	Ship Wt. (lb) est.
1241	7901241000	spring backrest	5
1243	7901243000	standard foot ring (on most 5-leg pneumatic and adjustable stools)	5
708	8200708000	two-inch, single-wheel, hard-rubber casters	1
651 (handrail only)	7900651000	handrail for Model 1251 Foot Stool	4
CT100	8440775601	black rubber tips	1
699	8202223100	single-wheel, hard-rubber casters for Model 1111 Exam Stool	1
722	7800722000	caster sockets for Model 1111 Exam Stool	1
7745PAD	8440774501	padded, removable slip cover for Models 7745SS-P, 7745SS-PC Stools	
1248	7901248000	deluxe nylon glides	1
	Consult Factory	locking casters available in three styles: manual-braking, auto-braking or reverse-braking	



1241



708 w/ 722 socket



1246



1248



FOOT STOOLS			
Model No.	Part No.	Description	Ship Wt. (lb)
CHROME:			
1250	1011250000	1250 Foot Stool	8*
1251	1011251000	1250 with Handrail	10*
651	7900651000	Handrail Only	4
STAINLESS STEEL:			
1260SS	1011260000	1260SS Foot Stool	8*
7757MR	1017757000	Kent Foot Stool 18"L	9*
7757MR-HR	1017757100	7757MR with Hand Rail	22*
7761MR	1017761000	Kent Foot Stool 30"L	19*
7761MR-HR	1017761100	7761MR with Hand Rail	32*
7763MR	1017763000	Donnelly Foot Stool	26*
7763MR-HR	1017763100	7763MR with Hand Rail	39*
8762SS	1018762000	Stool, Stacking, E-Z	13*
8762SS-D	1018762300	Dolly for Stacking Stool	20*
7764MR-HR	1012041096	NM Double Step Stool with Two Hand Rails	115
ADJUSTABLE STOOLS			
CHROME:			
1111	1021111000	4-Leg Adjustable Stool with Round Foot Ring	15*
1113	1021113000	5-Leg Adjustable Stool with Aluminum Base	22*
1113WB	1021113200	5-Leg Adjustable Stool with Aluminum Base & Backrest	25*
1113BLK	1021113100	5-Leg Adjustable Stool with Black Composite Base	22*
1113WB/BLK	1021113300	5-Leg Adjustable Stool with Black Composite Base & Backrest	25*
STAINLESS STEEL:			
7745SS	1027745000	Clifton 15" Diameter Seat	16*
7745SS-C	1027745001	7745SS with 2" Casters	17*
7745SS-P	1027745002	7745SS with Padded Seat	16*
7745SS-PC	1027745003	7745SS with Padded Seat, Casters	17*
7714-PSS	1027714000	Passaic Stool with 14" Upholstered Seat	16*
7714-PSSC	1027714001	7714-PSS with 2" Casters	17*
PNEUMATIC STOOLS			
CHROME:			
1205	1041205000	5-Leg Foot Operated Pneumatic Exam Stool	22*
1206	1041206000	1205 with Backrest	27*
1210	1041210000	5-Leg Pneumatic Stool with Aluminum Base	22*
1210WB	1041210200	1210 with Backrest	25*
1210BLK	1041210100	1210 with Black Composite Base	22*
1210WB/BLK	1041210300	1210 with Black Composite Base & Backrest	25*
1212	1041212000	5-Leg Deluxe Pneumatic Lab Stool, Backrest	29*
1212BLK	1041212100	1212 with Black Composite Base	29*
PARTS FOR ADJUSTABLE AND PNEUMATIC CHROME STOOLS			
1241	7901241000	Spring Backrest	5*
1243	7901243000	Standard Foot Ring	5*
708	8200708000	Single-Wheel Hard Rubber Casters	1*
651 (handrail only)	7900651000	Handrail for Model 1251 Foot Stool	4
CT100	8440775601	Black Rubber Tips	1
699	8202223100	Single-wheel, Hard-rubber casters for Model 1111 Exam Stool	1
722	7800722000	Caster Sockets for Model 1111 Exam Stool	1
7745PAD	8440774501	Padded, Removable Slip Cover for Models 7745SS-P, 7745SS-PC Stools	
1248	7901248000	Deluxe Nylon Glides	1*
Consult Factory	Locking casters available in three styles: manual braking, auto-braking or reverse braking		



* Items can be shipped via FedEx® Ground delivery service.



39 Robinson Road Lodi, NJ 07644 • 800-247-5070 • Fax: 201-909-0832
 e-mail: info@blickman.com • www.blickman.com